



2023 GCE N-Level Examination Results Release


Northland Secondary School

18 Dec 2023

Prepared by Examinations & Knowledge Management Committee

Dear students,

You have worked hard to reach this stage. Let's celebrate your efforts!



Finally, we are going to get our results!



Remember that while **everyone's educational journey is different, we can each have a fulfilling outcome!**



Thinking about Your Next Step?

Consider these questions!

Where do I want to go?

Who am I?



How Do
I Get There?

Concerned about your next steps?

Stop

- Calm yourself down. Take a few deep breaths.

Think

- Think through the different options that are available for you. Keep things in perspective.
- Remember that the N-Level is one part of your life journey and not the destination.

Do

- Approach a trusted adult and seek his/her help. Have a conversation with this person about what would be best for you.
- Make a decision and take action based on your options.

When you receive your results, you may experience a range of emotions.

Managing these emotions well will allow you to stay calm and make rational decisions.

Keep a lookout for some of these signs in your peers or in yourself

How can we support one another?



D

Deliberately avoiding others

I

Increased irritability, restlessness, agitation, stress and anxiety

S

Sending or posting moody messages on social media

T

Talking about death or dying

R

Reacting differently or gradually losing interest in things they used to like

E

Eating more than usual or having a much reduced appetite

S

Sleep pattern changes with difficulty falling asleep or oversleeping

S

Slowing down of energy levels

If you notice any of these signs in yourself or your friends,
have a chat with your school counsellor or teacher
Or contact SOS 24-hour hotline at **1-767** or **1800-221-4444**

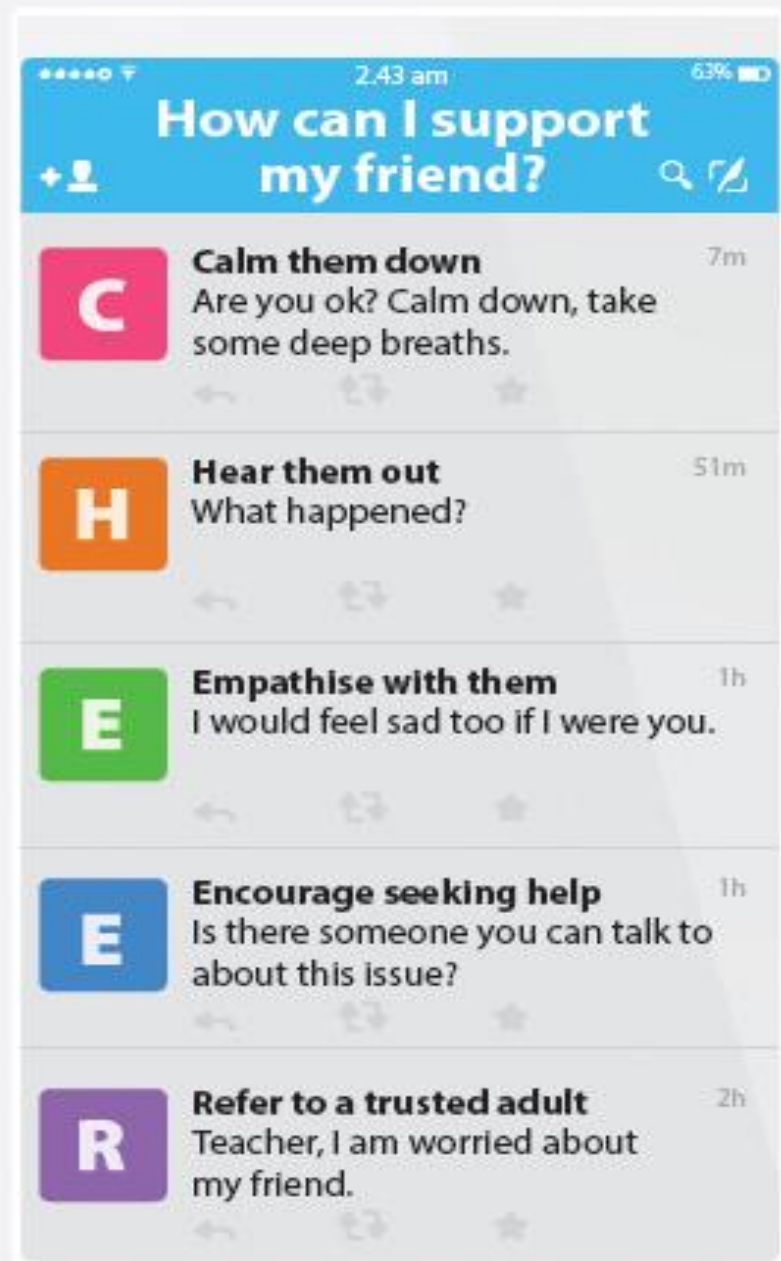


Supporting Your Friend

We may each experience different emotions upon receiving the results. You can share your friends' joy by congratulating them or give words of encouragement to friends who may be disappointed with their results.



Keep a lookout for your friends in distress. You can support them in the following ways:





Support is readily available for you.

There are other hotlines and chats available if you are more comfortable seeking help using these platforms. Scan the QR code below for a helpful resource.



SOS provides round-the-clock emotional support for those in distress, thinking of suicide or affected by suicide.

Call: **1767**
(24-hour helpline)

Whatsapp: **9151 1767**
(24-hour Care Text)

TOUCHline is a helpline to provide youths with emotional support and practical advice.

Call: **1800-377 2252**
*Monday- Friday (Excluding Public Holidays):
9am – 6pm*

Community Health Assessment Team (CHAT) provides personalised and confidential mental health checks and consultation for youths. To speak with a youth support worker, you can:

Visit: **CHAT Hub at *SCAPE, #05-05**
Call: **6493 6500/ 6501**
Email: **CHAT@mentalhealth.sg**

Carey is an online platform by Care Corner that provides free mental health check-ins with mental health professionals. Find out more at:
<https://carey.carecorner.org.sg/>

mindline.sg is an online platform that provides tools, tips and resources to help you manage your health and well-being. Find out more at:
www.mindline.sg



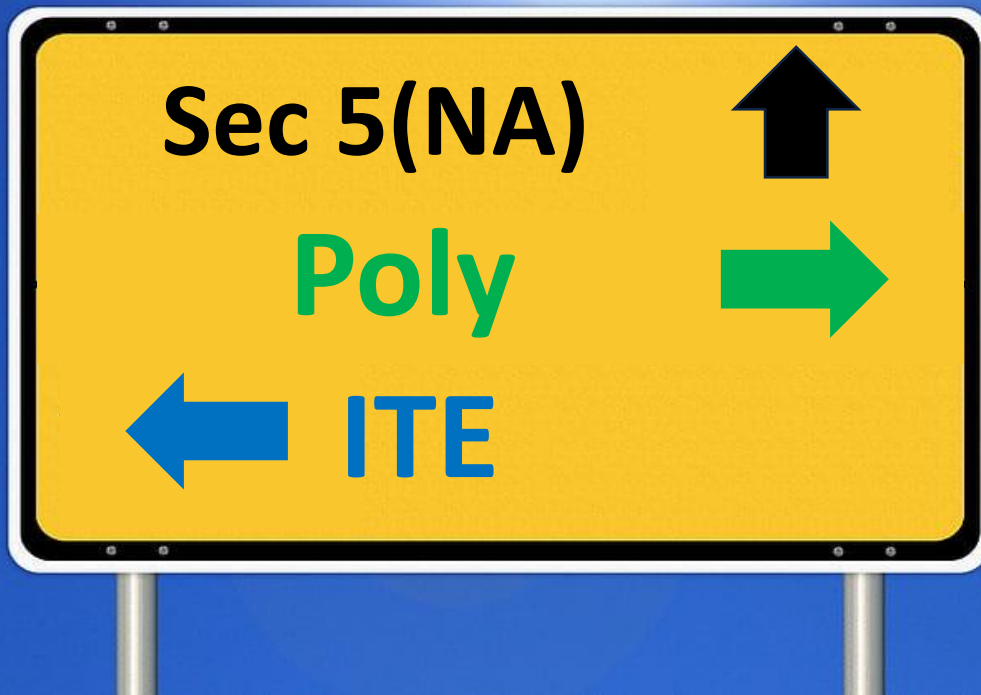
eC2 is an e-Counselling Centre where you can talk to a trained counsellor about the issues you are facing, right where you are.

Chat with a counsellor at:
www.ec2.sg
*Monday – Friday (Excluding Public Holidays):
10am – 12pm & 2pm – 5pm*

Admin Briefing

Briefing Slides for Release of 2023 N-Level Results





- There are **many routes to success.**
- **Explore all possible education options** and look for one that **best fits** your **needs, interests, abilities** and **passion.**





The **3P's** of Course of Selection

Personal Qualities

1. Strength / Interest?
2. Career Aspirations?
3. Suitability of Learning Environment

Practicalities

Progression Opportunities



*Use the information provided to make
well-informed decisions.*



The **3P's** of Course of Selection

Personal Qualities

Practicalities

1. Academic / Non-academic Entry Requirements?
2. Required Aggregate Score?

Progression Opportunities



Use the information provided to make well-informed decisions.



The **3P's** of Course of Selection

Personal Qualities

Practicalities

Progression Opportunities

1. Further Education Opportunities?
2. Industry Outlook for the course?



Use the information provided to make well-informed decisions.



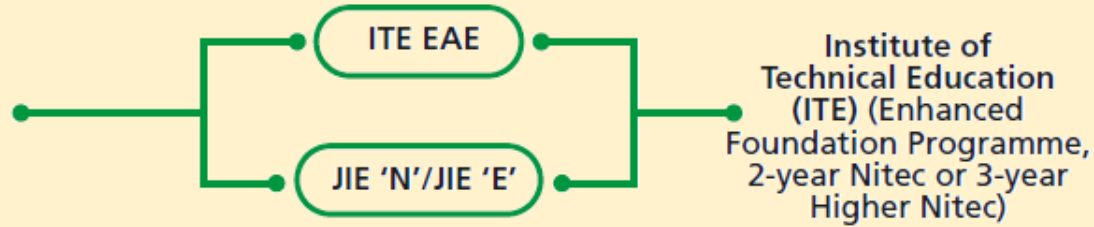
Pathways available for Sec 4N students

Where am I now?

What can I apply for?

Where do I want to go?

N(T)-Level Student



<https://www.moe.gov.sg/post-secondary/admissions>



Admissions Exercises Application Timeline

(N-Level Results)

Dec

- JIE 'N'
- JIE 'E'
- DPP
- NFP

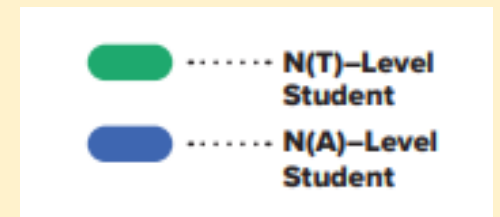
(Start of 2-year *NITEC*
and 3-year *Higher Nitec*)

Jan

- PFP
- DPP
(2nd window of applications)

(Start of Polytechnic
and 2-year *Higher
Nitec Term*)

Apr



Sec 4N(A) to DPP



- DPP is for Secondary 4 N(A) students to be admitted directly into a 2-year Higher Nitec programme at the Institute of Technical Education (ITE) without having to sit for the O-Level examinations or undergo a Nitec programme.
- DPP students who attain required qualifying Grade Point Average (GPA) scores are guaranteed a place in a polytechnic diploma course mapped to their Higher Nitec course.
- Successful applicants will be required to attend a 10-week preparatory course (will commence on 8 January 2024) prior to commencing their Higher Nitec courses.
- **Eligibility does not guarantee placement in a DPP course**



go.gov.sg/applydpp

Students applying for DPP

*Apply from 18 Dec,
2.30pm to 21 Dec, 5pm or
upon release of O level
in January 2024.*



1. Students will be able to select up to **twelve** course choices.
2. Upon receiving their DPP posting results, students will have to indicate in the online system whether they are **accepting / rejecting / appealing** their DPP offers.
3. Those who have accepted DPP at end of Dec 2023, should **not** enrol for Sec 5N(A).
4. Report to school **only** if application is unsuccessful.
5. Students who are newly-eligible for the DPP after the release of the O-Level results in 2024 may also apply for the DPP in January 2024.



Sec 4N(A) to PFP

- PFP is a one-year programme that offers a practice-oriented curriculum to better prepare polytechnic-bound Secondary 4 N(A) students for entry into selected polytechnic diploma courses.
- PFP students are given provisional places in diploma programmes, subject to them passing all modules in the 1-year PFP
- As an **alternative to Sec 5**, the PFP is a diploma-specific foundation programme conducted over two academic semesters at the polytechnics.
- **Eligibility does not guarantee placement in a PFP course.** Placement is subject to the availability of vacancies, and in open competition with other eligible applicants based on merit.



go.gov.sg/pfp

Students eligible for PFP

*Apply upon release of the
GCE O-Level results
in January 2024.*



1. Upon release of O Level Results, you will receive **form P** which contains your PFP PIN. You can log in to the PFP AE portal using the PFP PIN and submit your **5 choices**.
2. If interested, you can apply for both PFP and DPP.
3. If you are interested **only in PFP**, you should progress to 5N(A) first. Attend Sec 5N(A) classes up till the last Friday of January 2024, i.e. 26 January 2024.
4. Upon receiving their PFP posting results, students will have to indicate in the online system whether they are **accepting / rejecting / appealing** their PFP offers, within three working days. **Failure to indicate their decision** in the PFP system by the deadline indicated **will result in their PFP offers lapsing**.
5. If you are offered a PFP place, you **may withdraw from the DPP/5N(A)**.

Applying for both PFP and DPP



Option 1

Apply for DPP based on N(A)-Level results in December 2022

If you accept the DPP offer, you will start the **10-week DPP preparatory programme** at ITE in January 2023.

Upon the release of the GCE O-Level results in January, if you are informed to collect the PFP eligibility form (Form P) to apply for the PFP and you **accept the PFP offer**, you will need to apply for **withdrawal from the DPP immediately**.



Applying for both PFP and DPP

Option 1

Apply for DPP based on N(A)-Level results in December 2023

If you accept the DPP offer, you will start the **10-week DPP preparatory programme** at ITE in January 2024.

Upon the release of the GCE O-Level results in January, if you are informed to collect the PFP eligibility form (Form P) to apply for the PFP and you **accept the PFP offer**, you will need to apply for **withdrawal from the DPP immediately**.

Option 2

First progress to Sec 5N(A) and then **apply for both the PFP and DPP** upon release of the GCE O-Level examination results in January 2024

Students who are offered a place in both the PFP and DPP may only accept one course offer.

If your application to either the PFP or DPP is successful, you will **withdraw from Sec 5N(A)** by the end of January 2024.



Special Consideration for N(A) Students who sat for GCE O-Level Examination

- You may use **school-based O-Level prelim exam results** to compute eligibility for **DPP/PFP**, promotion to **Sec 5N(A)** or **retention in Sec 4N(A)**.
- Students with GCE N(A) and GCE O-Level Exam results of same subjects are allowed to use the **better of the two grades** to compute your ELMAB3.
- A GCE O-Level Exam grade of 9 and GCE N(A) grade of U **cannot** be considered for the computation of the ELMAB3 aggregate score for DPP/PFP.

O Level Prelim Grade	N(A) Level Grade
A1 – B3	1
B4 – C6	2
D7	3
E8	4



Students applying for ITE

Apply from 18 Dec 2023
(2.30pm) to 21 Dec 2023 (5pm)
or 29 Dec 2023 to 3 Jan 2024

- There is **keen competition for places in ITE Nitec**.
Not participating in the Main Application Phase reduces a student's likelihood of gaining a place in an ITE course they may be interested in.
- N(A) students are on **'an equal footing'** with N(T) students in ITE's admission process.
- Students need to exercise the **full 12 choices** and include less popular options to maximise their chances of a successful posting.



go.gov.sg/applyjie



Progression in ITE

- Nitec graduates with good GPA can apply for progression to the 1st or 2nd year of a relevant Higher Nitec course.
- Higher Nitec graduates with good GPA can apply for admission to the 1st/2nd year of a related diploma course at the polytechnics.

TRAINEESHIP PROGRAMME

For 4N(A) or 4N(T) SC and SPR students

**Apply from 18 Dec 2023
(2.30pm) to 31 Dec
2023 (5pm)**



1. With financial challenges
2. Prefer actual work environment and earn a salary at the same time

Programme Structure:

1. On Job Training
2. Off Job Training. Attend courses at ITE.
3. Subject to programme minimum entry requirements

For more information on applying to these courses, you can visit

<https://ite.edu.sg/admissions/traineeship>

Selected Nitec and Higher Nitec courses are available in traineeship mode.



ELIGIBILITY FOR RETENTION: **ONLY FOR 4NA STUDENTS**

1. Obtain an aggregate score of:

- **ELMAB3 \leq 21**
- **ELB3 / MAB3 \leq 14**

2. Meet age requirement

3. Sat for GCE N(A) **once** previously.

At the same time, apply for eligible courses through **JIE**.

**School will have the autonomy to determine the outcome of the retention request.*

(4NT: provided the NITEC application is unsuccessful)



Things to do for retention...

- Fill up a form **‘Request for Retention in Sec 4 Normal Academic (2023)’** and submit to General Office by **Friday, 22 Dec 2023, 4 p.m.**
- Attach a copy of your **GCE ‘N’ Level result slip** to the form.
- Both parent(s) and student need to meet up with **School Leaders.**
- At the same time, apply for eligible courses through **JIE.**



STUDENTS WHO ARE INTERESTED IN SEC 5N(A)

- At General Office, fill up a form **‘Application to Study Sec 5N (2024)’** by **Friday, 22 Dec 2023, 4 p.m.**
- Attach a copy of your **GCE ‘N’ Level result slip** to the form.
- At the same time, apply for eligible courses through **JIE.**



Appeal for review of 'N' Level results

- Candidates can request for an 'Individual Appeal' or 'Group Appeal' (comprising of min 5 candidates). This comprises a review of the marking and clerical re-check. The candidate will be informed of the outcome via a letter.
- The closing date for submission of appeals, including payment of appeal fees is by **Friday, 22 December 2023, 12nn.**
- Applications submitted after the closing date will not be considered.



Appeal for review of 'N' Level results

- The outcome of the Individual Appeal is expected to be released to schools by **Friday, 02 February 2024** via email.
- The outcome of the Group Appeal is expected to be released to schools by **Mid-February 2024** via email.



Appeal for review of 'N' Level results

- The appeal fees are as follows:

Type of appeal	Fees (inclusive of GST)
Individual Appeal	Singapore Citizen: S\$112.35 Singapore Permanent Resident: S\$113.40 International Student: S\$113.40
Group Appeal	S\$707.40 (for the first five candidates) S\$102.60 (for each additional candidate up to a maximum of 15 candidates)



Certificate Amendment

- Candidates may request for a re-print of their current exam year certificate only if their name has been printed wrongly due to misspelling. There is an **administrative fee of S\$50.00 (inclusive of GST)** for the amendment of each GCE N-Level certificate.
- Any request for a re-print of certificate must be reported by **Friday, 22 December 2023**. Each request will be reviewed and is subject to approval.



STEP BY STEP INFORMATION on JIE APPLICATION (Jan 2024 intake)

For N(A)* and N(T) School Leavers

***Applicable for N(A) students progressing to ITE**

Briefing Slides for Students



A PRESENTATION BY
MINISTRY OF EDUCATION, SINGAPORE

Key Dates for Jan 2024 Intake Exercise (Full-time Nitec Courses)



Key Activity	Period for 2-Year and 3-Year Nitec Courses, and 3-Year and 4-year Higher Nitec courses	Remarks
1st Phase (Main Phase)		
Application	18 Dec 2023 (2.30pm) to 21 Dec 2023 (5pm)	Apply through the Internet at https://www.ite.edu.sg with NRIC / FIN and Date of Birth. You may also apply using SingPass.
Release of Results	29 Dec 2023 at 9am	Check results at https://istudent.ite.edu.sg with web ID and password
Acceptance of Course Offer Period	29 Dec 2023 to 3 Jan 2024	Accept course offer at https://istudent.ite.edu.sg with web ID and password

29 Dec 2023 to 3 Jan 2024

10 Jan 2024 to 18 Jan 2024
24 Jan 2024 to 7 Feb 2024



Information For Students on Key Dates for Jan 2024 intake

1. All N(A)* /N(T) school leavers are encouraged to put in an application during the **1st Phase (Main Phase)** between **18 Dec 2023 (2.30pm) to 21 Dec 2023 (5pm)**. Application results for the 1st Phase will be released on **29 Dec 2023 at 9am**.
2. If you wish to appeal, please accept the course offered **before** applying in the **2nd Phase (Late Application/Appeal Phase)** between **29 Dec 2023 to 3 Jan 2024**. The application results for the 2nd Phase will be known on **10 Jan 2024 at 9am**.
3. Unsuccessful applicants can appeal under the **3rd Phase (Final Top-up Phase)** between **10 Jan to 18 Jan 2024 and 24 Jan to 7 Feb 2024** for courses with vacancies. The application results for the 3rd Phase will be known between **15 Jan to 24 Jan 2024** and **24 Jan to 14 Feb 2024**.

*N(A) students progressing to ITE

For further enquiries, N-Level school leavers can contact
ITE Hotline: 1800-2222-111

Key Pointers for Students on ITE's Joint Intake Exercise (JIE) for Admission to Nitec Courses

ALL N(T) students and N(A) students (who are not progressing to 5N(A) or repeating 4N(A)) are eligible for JIE.

Keen competition for Nitec and Higher Nitec courses, so use all 12 choices wisely!

Participation in Main Phase is key to secure a place in ITE!

If you are keen in the work & learn option, you may consider applying for the ITE Traineeship programme. Do apply in the Main Phase to avoid missing a place in ITE!

If you are unsuccessful in EAE, make sure you apply in Main Phase to avoid missing a place!

If you have received an additional letter, then you are eligible for the Enhanced Foundation Programme.

If you are eligible for EFP, make sure you apply for the 2-year Nitec and 3-year Higher Nitec first before applying for EFP!




The EFP helps to build the necessary literacy and numeracy foundations that will enable you to successfully complete your Nitec course!

If you are counter-offered a course, accept it first before appealing for another course you may be more interested in!

Online Application for

2-Year Nitec and 3-Year
Higher Nitec Courses

3-Year Nitec/4-year Higher Nitec
Course with EFP
(for N(T) courses with 0, 1 pass)

1. Go to https://www.ite.edu.sg .	
2. Click  icon.	
3. Under JIE 'N', click  icon to link to the application website	Under JIE 'E', click  icon to link to the application website
4. At the application website: a) Enter NRIC / FIN and Date of Birth to start application. You may also apply using SingPass. b) Upon completion of application, applicants will receive their web ID and password.	

Checking of Posting Results/Accept Course Offer

2-Year Nitec and 3-Year
Higher Nitec Courses

3-Year Nitec/4-year Higher Nitec
Course with EFP
(for N(T) courses with 0, 1 pass)

1. Go to <https://istudent.ite.edu.sg>.
2. Enter **web ID** and password.
3. Click '**Self-Service**' followed by '**Student Admission**' followed by '**View Application Results**' to view the application results and to accept course offer.

The above steps applies to all phases (refer to [Slide 42](#) for dates).
For more details, please refer to ITE Admission Booklet.

Additional Information For Students


Should you require further advice or assistance in your applications or future plans, please contact your teachers and ECG Counsellor.

For further inquiries, you may refer to the following hotlines and links for more information and advice on further education:



Institute of Technical Education (ITE)	
ITE Hotline (for ITE admissions and courses)	1800 2222 111 training@ite.edu.sg
Education and Career Guidance (ECG)	
ECG Centre @ MOE	<u>6831 1420</u> MOE ECG@moe.gov.sg e-Appointment: https://go.gov.sg/moe-ecg-centre

Additional Information For Students

The information listed in the table below will help you to make an informed decision on which choice of courses you could consider applying at ITE.

S/N	Information	Attachment/Link
1	ITE Factsheet 2023	 JIEN2023 Factsheet
2	ITE Course Booklet 2024	https://for.edu.sg/ite-course-booklet-2024
3	ITE Traineeship Courses	https://www.ite.edu.sg/courses/traineeship-courses .
4	Information on Progression Opportunities (From <i>Nitec</i> Courses to <i>Higher Nitec</i> and Technical Diploma Courses)	https://www.ite.edu.sg/admissions/full-time-courses/nitec/progression-opportunities
5	Information on Graduate Employment Survey	https://www.ite.edu.sg/admissions/graduate-employment-survey

Sources of ECG Support



Reaching out for help is a sign of strength, not weakness.

If you have any questions about your options or are not coping well, do reach out to someone you trust and speak with them. It could be a parent/guardian, teacher, ECG Counsellor, School Counsellor or a friend that you can talk to.



Speak to an ECG Counsellor



Making informed decisions

Speak with your teachers in school, besides your parents, on the possible pathways.

ECG Counsellor Ms Rachel Chew

-> Make appointment: <https://go.gov.sg/nssecg>

-> Telegram chat: @ECGC_Rachel

-> Email add: chew_pei_sze_Rachel@schools.gov.sg



<https://go.gov.sg/moe-ecg-centre>

Make an online or phone counselling appointment with the ECG Centre @ MOE (Grange Road) through

<https://go.gov.sg/moe-ecg-centre>.

Resources to help you make informed decisions



MySkillsFuture Student Portal

A one-stop portal that empowers you to embark on a journey of self-discovery and make informed education and career choices.

Use the information and tools to explore various education and career pathways and take charge of your future.

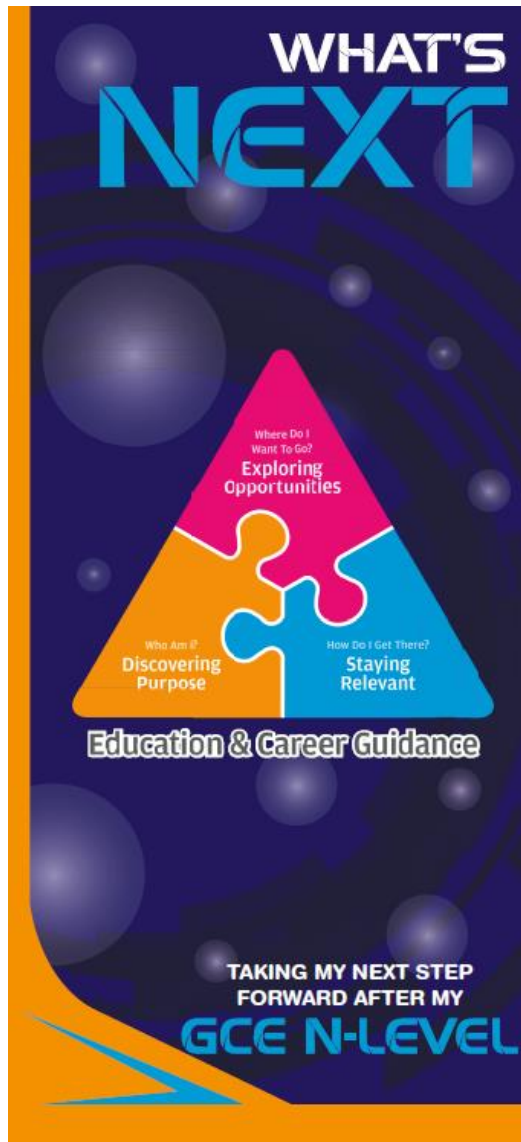
Where can we find more information?



<https://go.gov.sg/mySFsec>



Resources to help you make informed decisions



<https://go.gov.sg/whats-next-nlevel>


<https://go.gov.sg/whats-next-nlevel>

Resources to help students make informed decisions




Leverage the *Education Guide* feature in the MySkillsFuture Student portal <https://go.gov.sg/MySFSec> to help students plan their next step forward after their secondary education.

This ECG pamphlet <https://go.gov.sg/whats-next-nlevel> helps to scaffold the decision-making process for students at key education stages.



This parent resource contains tips and advice on ECG and suggests how parents can support their children throughout their key education stages. Parents can access the soft copy at: <https://go.gov.sg/parent-guide>.





**The N-Level
examination is not
the destination.**

**It is part of your
education journey.**



All the best Northstars!

