

# Welcome Back!

Briefing Slides for Release of 2025 N-Level Results




# **2025 GCE N-Level Examination Results Release**

Principal's Address  
Administrative Briefing  
Cohort Performance  
Release of Individual Results

# Dear students,


You have worked hard to reach this stage. Let's celebrate your efforts!



*Finally, we are going  
to get our results!*



**Remember that while everyone's educational journey is different, we can each have a fulfilling outcome!**



# Resources to support you as you receive your results

Receiving your results and making decisions about your post-secondary pathways can be exciting to some, but stressful to others.



Scan this QR code for an infographic with some helpful resources to support you. <https://go.gov.sg/2025nlevelstudentresource>



# Thinking about Your Next Step?

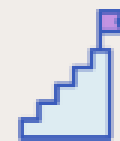
Consider these questions...



In the infographic, you can find resources which can help you make informed decisions.

## PLANNING YOUR NEXT STEP

These resources will help you chart your path ahead:



• What's Next Brochure  
<https://go.gov.sg/whats-next-nlevel>



• Contact the ECG Centre @ MOE  
<https://go.gov.sg/moe-ecg-centre>



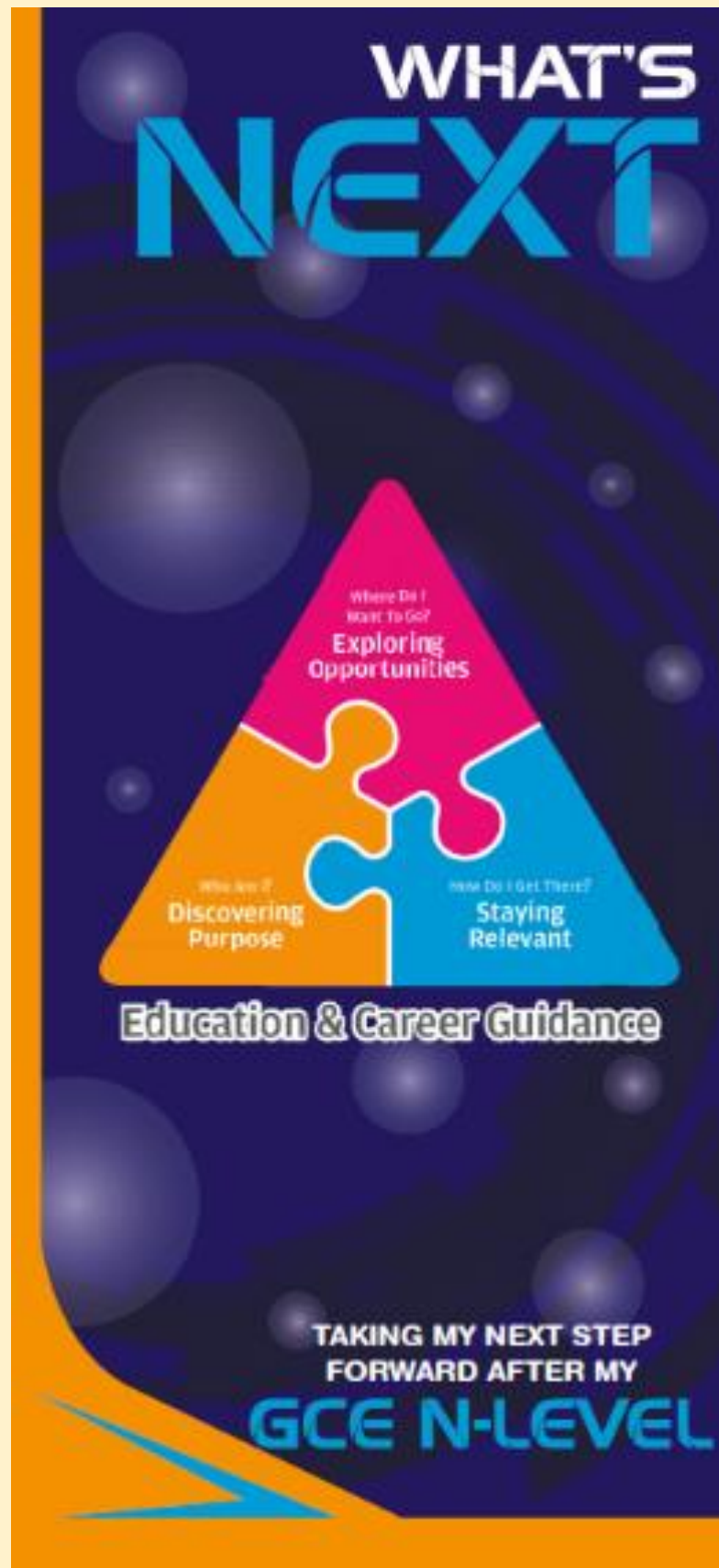
• MySkillsFuture Student Portal  
<https://go.gov.sg/MySFSec>



• Chat with your school's ECG Counsellor



# Resources to help you make informed decisions



## PLANNING YOUR NEXT STEP

These resources will help you chart your path ahead:



• What's Next Brochure  
<https://go.gov.sg/whats-next-nlevel>



• Contact the ECG Centre @ MOE  
<https://go.gov.sg/moe-ecg-centre>



• MySkillsFuture Student Portal  
<https://go.gov.sg/MySFSec>



• Chat with your school's  
ECG Counsellor



## MySkillsFuture Student Portal

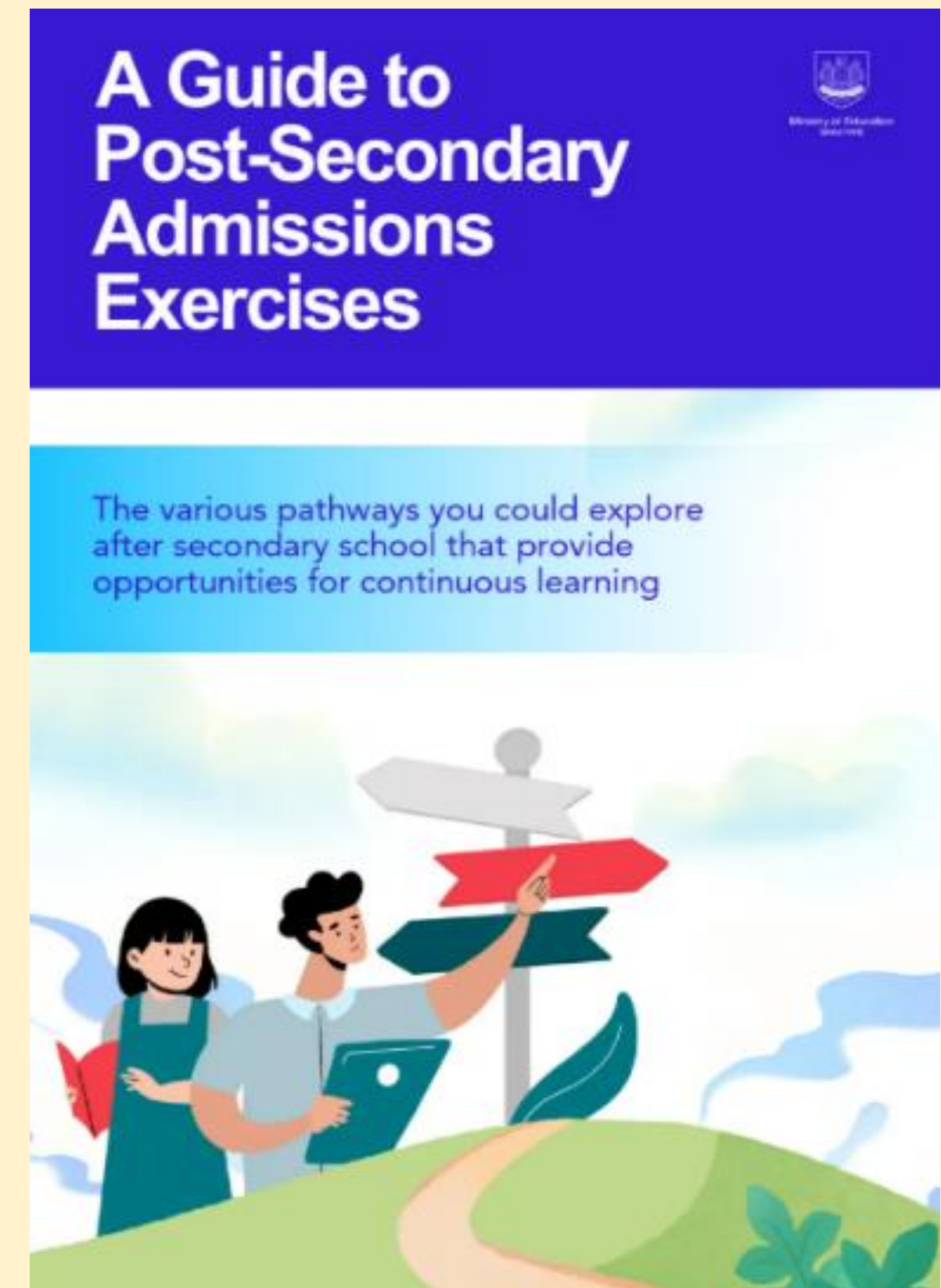
Use the information and tools to explore various education and career pathways and take charge of your future.

# Resources to help you make informed decisions

You can find the details of the various admissions exercises in the **Post-Secondary Admissions Exercises booklet** that can be downloaded from:

<https://www.moe.gov.sg/post-secondary/admissions>

- Direct-Entry-Scheme to Polytechnic Programme (DPP)
- Polytechnic Foundation Programme (PFP)
- Joint Intake Exercise (JIE) 'N' / 'E'
- NAFA Foundation Programme (NFP)





# Resources to help you make informed decisions

## Post-Secondary Education

Learn more about the  
post-secondary education institutions



<https://moe.gov.sg/post-secondary/overview>

# Concerned about your next steps?

**Stop**

- Calm yourself down. Take a few deep breaths.

**Think**

- Think through the different options that are available for you.
- Remember that the N-Level examination is not the end point and is only one part of your life journey.

**Do**

- Have conversations with trusted adults who know you well to advise and guide you (parents, teachers, ECG Counsellor).
- Decide and act based on your options.

**When you receive your results, you may experience a range of emotions.**

**Managing these emotions well will allow you to stay calm and make rational decisions.**

# Reaching out for support is a sign of strength

If you have questions about your options or are not coping well, you can reach out to trusted adults such as a parent/guardian, teacher, School Counsellor or ECG Counsellor. You can also talk to a trusted friend.

*Who can we go to for ECG advice?*

Make an appointment to speak with your ECG Counsellor (**Ms Rachel & Ms Corrina**) in school

**OR**

Make an ECG counselling appointment via the ECG Centre @ MOE

<https://go.gov.sg/moe-ecg-centre>

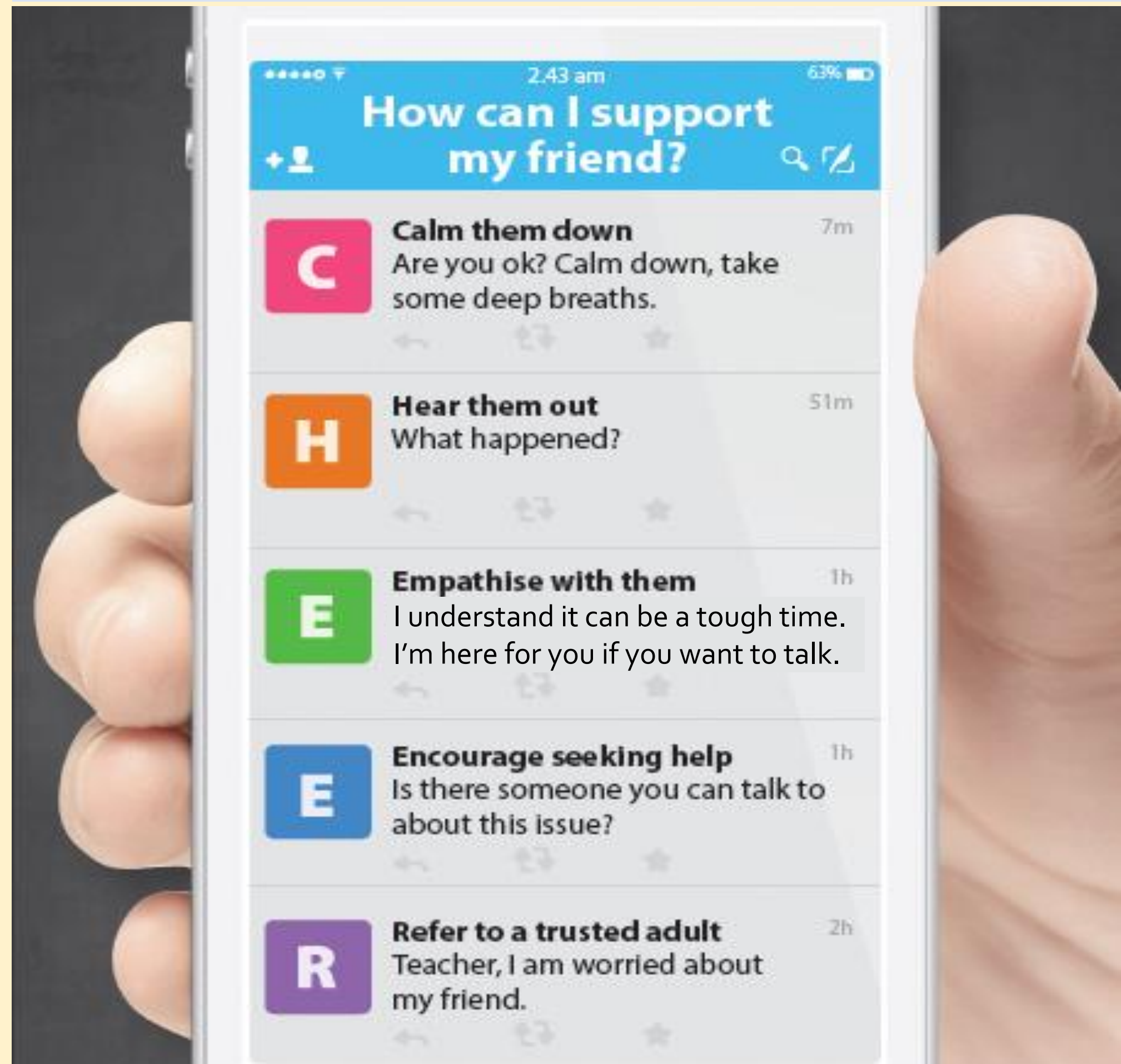


# Supporting Your Friend

- We may each experience different emotions upon receiving the results.
- You can share your friends' joy by congratulating them.
- If your friends appear to be disappointed with their results, encourage them.
- Alert a teacher if you are worried for them.



Keep a lookout for your friends in distress. You can support them in the following ways:



# Keep a lookout for some of these signs in your peers or in yourself

*How can we support one another?*



**Having difficult emotions during a stressful and uncertain period is normal. Keep a look out for some of these signs:**

- D** Deliberately avoiding others
- I** Increased irritability, restlessness, agitation, stress and anxiety
- S** Sending or posting moody messages on social media
- T** Talking about death or dying
- R** Reacting differently or gradually losing interest in things they used to like
- E** Eating more than usual or having a much reduced appetite
- S** Sleep pattern changes with difficulty falling asleep or oversleeping
- S** Slowing down of energy levels

If you notice any of these signs in yourself or your friends,  
**have a chat with your School Counsellor or teacher,**

Or contact SOS 24-hour hotline at **1767** or SOS 24-hour CareText Whatsapp at **91511767**  
For cyber wellness related matters, call Help123 at **1800-612-3123\*** or email **hello@help123.sg**

*\*available only from Mon to Fri (excluding Public Holidays), from 9am - 6pm.*





# Support is readily available for you.

There are other hotlines and chats available if you are more comfortable seeking help using these platforms.

**SOS** provides round-the-clock emotional support for those in distress, thinking of suicide or affected by suicide.

Call: **1767**

(24-hour helpline)

WhatsApp: **9151 1767**

(24-hour Care Text)

**Carey** is an online platform by Care Corner that provides free mental health check-ins with mental health professionals. Find out more at: <https://carey.carecorner.org.sg/>

**Community Health Assessment Team (CHAT)** provides personalised and confidential mental health checks and consultation for youths. To speak with a youth support worker, you can:

Visit: **CHAT Hub at \*Scape, 2 Orchard Link, #04-01A**

Call: **6493 6500 / 6501**

Email: [chat@mentalhealth.sg](mailto:chat@mentalhealth.sg)

**eC2** is an e-Counselling Centre where you can talk to a trained counsellor about the issues you are facing, right where you are.

Chat with a counsellor at: [www.ec2.sg](http://www.ec2.sg)

*Monday – Friday (Excluding Public Holidays): 10am – 12pm & 2pm – 5pm*

**Mindline** is Singapore's national mental health helpline and textline service. The service is manned by trained counsellors who are ready to listen and support you.

Call: **1771**

(24-hour helpline)

WhatsApp: **6669 1771**

(24-Hour messaging service via WhatsApp)

**TOUCHline** is a helpline to provide youths with emotional support and practical advice.

Call: **1800 377 2252**

*Monday- Friday (Excluding Public Holidays): 9am – 6pm*





**The N-Level examination is  
one milestone in your  
education journey, and  
there are many more  
exciting pathways ahead.**

**Your future holds many  
opportunities waiting to be  
discovered!**

# POLYTECHNIC FOUNDATION PROGRAMME (PFP)

## Essential Things You Need to Know

### 1. What is the PFP?

- A foundation year at the polytechnics that:
  - Prepares well-performing Sec 4N(A) students for entry into relevant polytechnic diploma courses
  - Serves as an alternative to Sec 5
- Conducted over two academic semesters at the polytechnics
- Students must pass all PFP modules in order to progress to a Diploma course.

### 2. Am I Eligible for PFP 2026?

- You are eligible for the PFP if you:
- ☐ Sat for GCE N-Level exams as a school candidate in 2025
  - ☐ Have obtained an ELMAB3 aggregate of 12 points or less (before deduction of CCA bonus points)
  - ☐ Met subject-specific entry requirements as listed on the PFP portal

✓ **If you can check all 3 boxes above, you're eligible!**  
(Note: Eligibility does not guarantee you a place in a PFP course)

If you had offered GCE O-Level examination subjects in 2024, you may refer to this table for the equivalent grade to compute your ELMAB3 aggregate:

GCE 'O' Level Grade	Converted Grade
A1-B3	1
B4-C6	2
D7	3
E8	4

### 3. How do I Apply?

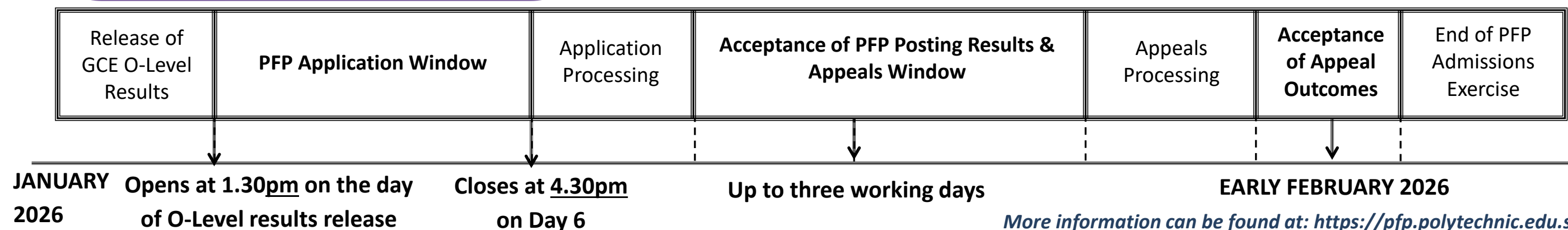
- Upon release of the GCE O-Level results, all PFP-eligible students will receive Form P to inform them of their eligibility to apply for the PFP at this [link](#) using their Singpass.
- You may select up to five course choices.
- Remember to provide updated contact details in your application to allow the polytechnics to contact you if necessary.  
(Note: You should continue to attend Sec 5 from 2 January 2026 while applying for PFP.)

### 4. How Will I be Informed of the Outcome?

- You should log in to the PFP portal to check your application outcomes on the day of PFP posting results release.
- You will then have to indicate if you wish to accept/reject/appeal the offer.
- If you do not select any option, your offer will become invalid and you will be required to continue with your classes in Sec 5/DPP.  
(Note: If your appeal is successful, your original offer will be voided, regardless of whether you accept the new PFP offer.)

### 5. What Happens Next?

- If you accept your offer, you will receive an enrolment package from the polytechnic in February/March 2026.
- The PFP year will start in April 2026.





# DIRECT-ENTRY-SCHEME TO POLYTECHNIC PROGRAMME (DPP)

## 5 Things You Need to Know

### 1. What is the DPP?

- Prepares Sec 4N(A) students for progression into selected polytechnic diploma courses via a 2-year *Higher Nitec* programme at ITE, and a 10-week DPP preparatory course
  - Serves as an alternative to Sec 5
- DPP students who meet the minimum qualifying GPA score are guaranteed a place in a polytechnic diploma course mapped to the *Higher Nitec* course. (Refer to <https://jpae.polytechnic.edu.sg/app> for course mapping.)
- About 1,200 places offered across 18 *Higher Nitec* courses

### 2. Am I eligible for DPP?

- ☐ Sec 4N(A) student who has sat for GCE N-Level exams in 2025
- ☐ Obtained ELMAB3 aggregate of 19 points or less (before deduction of CCA bonus points)
- ☐ Meet course-specific entry requirements
- ☒ **If you can check all 3 boxes above, you're eligible!**  
(Note: Eligibility does not guarantee placement.)

If you have offered GCE O-Level examination subjects in 2025, you may refer to this table for the equivalent grade to compute your ELMAB3 aggregate:

GCE O-Level Grade	Converted Grade
A1-B3	1
B4-C6	2
D7	3
E8	4

### 3. How do I apply?

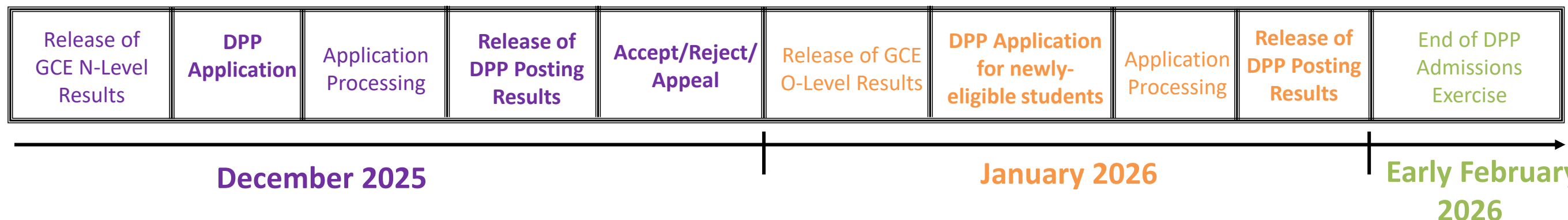
- Upon release of the GCE N-Level results, all DPP-eligible students may apply for DPP *Higher Nitec* courses via the ITE website (<https://www.ite.edu.sg>).
- You may select up to 12 course choices.
- Remember to provide updated contact details in your application so that ITE can contact you if necessary.

### 4. How will I know the outcome?

- You should check your DPP posting results online on the morning of the release of the DPP posting results.
- You will then have to indicate if you wish to accept/reject/appeal the offer.
- Your offer will be void if you do not accept the offer by the stipulated date. You will be required to continue with your classes in Sec 5, or with your *Nitec*/*Higher Nitec* course if your application via JIE 'N' is successful

### 5. What happens next?

Upon accepting your DPP offer, you will attend a 10-week DPP preparatory programme starting from Jan 2026.



More information can be found at: <https://www.ite.edu.sg/secondary-school-students/ite-full-time-courses/higher-nitec-for-dpp>

The GCE N-Levels is not the destination.

It is part of the process of **growing** and **learning**.

Opportunities are available when **you are open to possibilities.**






# Key Dates for Jan 2026 Intake Exercise

Key Activity	Period for 3-Year and 4-year Higher Nitec courses	Remarks
<b><u>1st Phase (Main Phase)</u></b>		
Application	18 Dec 2025 (2.30pm) to 22 Dec 2025 (5pm)	Apply through the Internet at <a href="https://www.ite.edu.sg">https://www.ite.edu.sg</a> with SingPass.
Release of Results	26 Dec 2025	Check results at <a href="https://istudent.ite.edu.sg">https://istudent.ite.edu.sg</a> with web ID and password
Acceptance of Course Offer Period	26 Dec 2025 to 2 Jan 2026	Accept course offer at <a href="https://istudent.ite.edu.sg">https://istudent.ite.edu.sg</a> with web ID and password
<b><u>2nd Phase (Late Application/Appeal Phase)</u></b>		
Application	26 Dec 2025 to 2 Jan 2026	Apply through the Internet at <a href="https://istudent.ite.edu.sg">https://istudent.ite.edu.sg</a> with SingPass.
Release of Results	6 Jan 2026	Check results at <a href="https://istudent.ite.edu.sg">https://istudent.ite.edu.sg</a> with web ID and password
Acceptance of Course Offer Period	6 Jan 2026 to 9 Jan 2026	Accept course offer at <a href="https://istudent.ite.edu.sg">https://istudent.ite.edu.sg</a> with web ID and password
<b><u>3rd Phase (Final Top-up Phase)</u></b>		
Application	1 <sup>st</sup> Top-up Phase Application - 9 Jan to 16 Jan 2026 2 <sup>nd</sup> Top-up Phase Application - 22 Jan to 6 Feb 2026	Apply through the Internet at <a href="https://istudent.ite.edu.sg">https://istudent.ite.edu.sg</a> with SingPass.
Release of Results	1 <sup>st</sup> Top-up Phase - 12 Jan to 22 Jan 2026 2 <sup>nd</sup> Top-up Phase - 22 Jan to 11 Feb 2026	Check results at <a href="https://istudent.ite.edu.sg">https://istudent.ite.edu.sg</a> with web ID and password
Acceptance of Course Offer Period	1 <sup>st</sup> Top-up Phase - 12 Jan to 22 Jan 2026 2 <sup>nd</sup> Top-up Phase - 22 Jan to 11 Feb 2026	Accept course offer at <a href="https://istudent.ite.edu.sg">https://istudent.ite.edu.sg</a> with web ID and password
<b>Jan 2025 Intake Term Commencement Date: <u>12 Jan 2026</u></b>		



# STUDENTS WHO ARE INTERESTED IN SEC 5N(A)

- At General Office, fill up a form **‘Application to Study Sec 5N (2026)’** by **Tuesday, 23 Dec 2025, 4 p.m.**
- Attach a copy of your **GCE ‘N’ Level result slip** to the form.
- At the same time, apply for eligible courses through **JIE.**



*<https://go.gov.sg/nssapplicationfor5n>*





# Appeal for review of 'N' Level results

- Candidates can request for an 'Individual Appeal' or 'Group Appeal' (comprising of min 5 candidates). This comprises a review of the marking and clerical re-check. The candidate will be informed of the outcome via a letter.
- The closing date for submission of appeals, including payment of appeal fees is by **Friday, 26 December 2025, 12nn.**
- Applications submitted after the closing date will not be considered.



# Appeal for review of ‘N’ Level results

- The outcome of the Individual Appeal is expected to be released to schools by **Friday, 31 January 2026**.
- The outcome of the Group Appeal is expected to be released to schools by **Mid-February 2026**.



# Appeal for review of 'N' Level results

- The appeal fees are as follows:

Type of appeal	Fees (inclusive of GST)
Individual Appeal	All citizenship: S\$125.00
Group Appeal	S\$785.00 (for the first five candidates) S\$110.00 (for each additional candidate up to a maximum of 15 candidates)





# Certificate Amendment

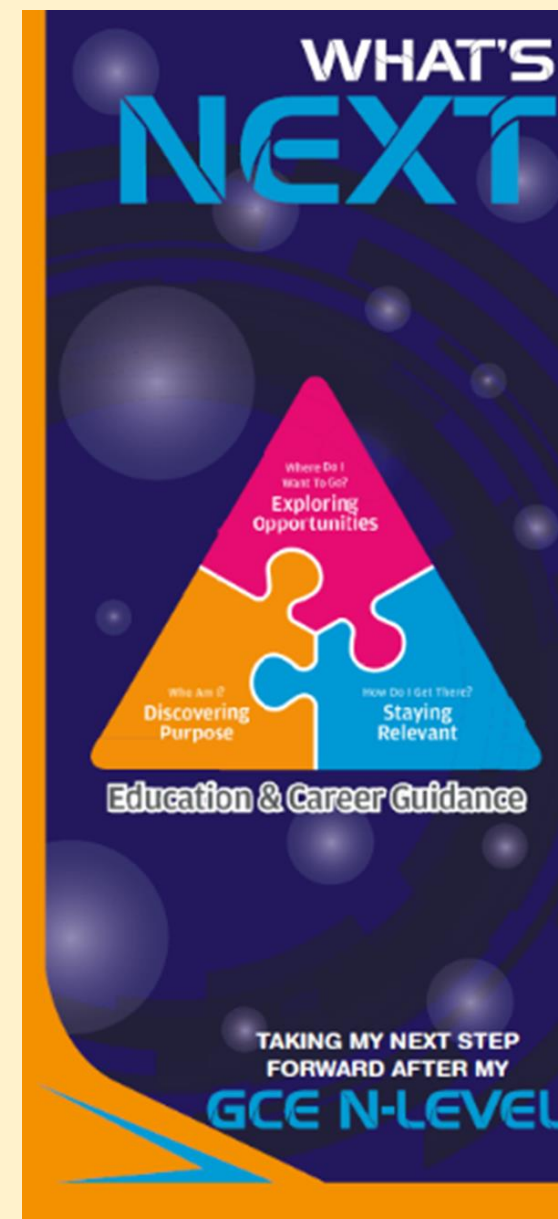
- Candidates may request for a re-print of their current exam year certificate only if their name has been printed wrongly due to misspelling. There is an **administrative fee of S\$50.00 (inclusive of GST)** for the amendment of each GCE N-Level certificate.
- Any request for a re-print of certificate must be reported by **Friday, 26 December 2025, 12:00pm** Each request will be reviewed and is subject to approval.

# 2025 GCE N-Level Examination Results Release

Each Student will receive: 1) N Level Results



2) ITE Admission & Course Information Brochure



3) What's Next Brochure



4) RP Bag



# Parent Resources

## @explore.ecg

This Instagram account on ECG encourages ongoing parent-child ECG conversations about discovering purpose, exploring opportunities and staying relevant for the future.



<https://go.gov.sg/ecg-instagram>



<https://go.gov.sg/tips-for-parents>

## ECG Tips for Parent

This parent resource contains tips and advice on ECG and suggests how parents can support their children throughout their key education stages.

# Thank you







Ministry of Education  
SINGAPORE